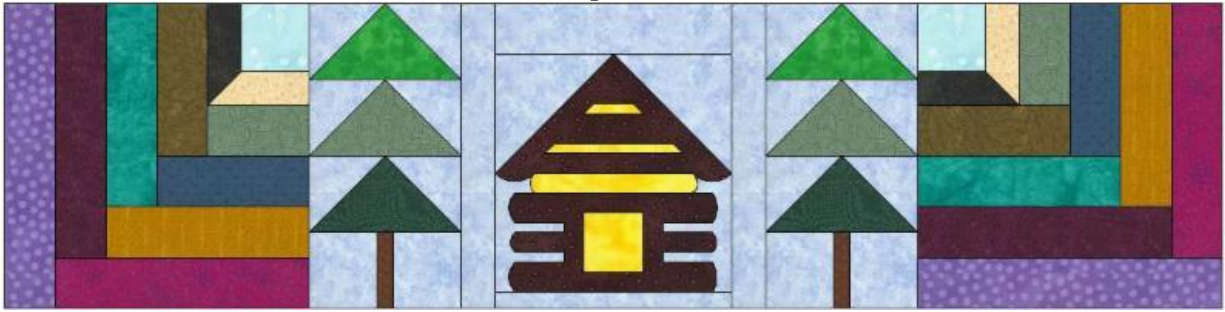


## 2016 Row by Row HOME



Here is our row for this year's Row By Row! The corners of the log cabin blocks (the ones on each end) have a 2 1/2" X 2 1/2" square of a quilt block in the attic window corner (the small block square). This Row goes with last year's row. Just think, in another couple of years, we'll have a whole quilt! Keep collecting!



**June 3, 2016**

Who let the dandelion fairy out of the box, is what I want to know.

Is anyone else having this problem? I mowed the lawn last Sunday. By Monday the dandelion stalks had arisen with white balls of fluff attached. It was like I hadn't mowed. So Tuesday I mowed again, to get rid of the fluff. Then on Thursday I mowed the pasture parts around the house with the riding lawn mower and took aim at the thousands of dandelion stalks & their white fluff-if the stalks had been spikes, I could have walked barefoot across the top of them. Well, I'd probably wear shoes, but they reminded me of the bed of nails that ninjas lie down on to prove they are impervious to pain. Or something like that.

Anyway, after I put up the riding mower for the night, I walked into the back yard and ..... (said in a scary tone) "They're baaack." More waving dandelion stalks with white heads.

Maybe it's just my house and the dandelion fairy targets me because I don't plant flowers in my yard and she, or he, determines I have to have some color around the house. And now, because I have chopped them all down, I've helped disperse all the seeds.....Maybe I know who the dandelion fairy is. Hmmm.

Onto other news, I like dinosaur movies as much as the next person. Jurassic Park is one of my favorites. The first time I saw the Brachiosaurus I was astounded. And then the T-Rex, the absolute star of the movie, showed up. I was hooked. So when the second Jurassic Park movie came out, it was a must see. And, unfortunately, a must bust. The next Jurassic Park movie was okay and the last one was fine, especially since the T-Rex (spoiler alert) ruled the day. I've watched all of them several times, except for movie #2.

And if you're wondering why I brought all of this up - well, over Memorial Day weekend, I watched a Jurassic Park marathon. Give me a break, I was sewing. You can't watch serious stuff when you sew. And I now remember why I've never been able to rewatch movie #2 all the way through. It goes on & on & on & on & on & on. Shall I keep going on?

Anyway, here are the highlights-I would have more highlights, but I didn't think to take notes until the end, and I'm not watching again just to get copy for this column. I'll only put myself out so much for you.

So-you don't need to know the plot other than the bad guys kidnap a baby dino & its daddy & take it to San Diego where, of course, all goes wrong-the two stars return the baby dino to the ship -okay, I guess you have to know that the bad guys have taken the baby dino off ship to a zoo and daddy dino has broken out of the ship & is searching for his son in the back yards of San Diego, stopping now & then to drink from the backyard pools. Daddy dino, BTW, is a T-Rex. And you need to know the 2 stars have found baby dino & have returned him to the ship. Okay.

So anyway, after returning the baby dino to the ship, the two stars jump off the ship into the water to get away from??bad guys??daddy T-Rex. It's unclear, but about 5 minutes later, they are back on deck. Now, I've never jumped off a ship in port but I'm guessing it would take me more than 5 minutes to get back on board-you gotta find a ladder, swim over, climb up, & run around to the gangplank to get back on board. Of course I have fake knees, so that would definitely slow me down some.

Anyway, in the meantime while the stars are swimming & hunting for a ladder, the Suit (stupid greedy bad guy) comes aboard looking for baby dino and hears dino-wailing in the hull of the ship. So he says, as he walks down the stairs, "Are you there?" And I'm thinking to myself, what else could it be and does he actually think the dino is going to say, "Yes."

About this time daddy T-Rex shows up and eats the Suit. This all takes about 5 minutes, just in time for the stars to arrive back on board to tranq daddy dino, saving the day.

And then there's the scene where the 2 stars are trapped inside a building, with a raptor dino banging on the door trying to get in. The raptor starts to dig under the door, so the stars wisely go to the opposite wall & start digging under the wall-made from cedar slats just like my fence. Can you see where this is going? And just like Becca (my mini Aussie escape artist), the 2 stars were able to break the slats creating a wider hole to crawl under, and I'm thinking to myself, Becca shouldn't be watching this. But then, a raptor with big teeth sticks its snout under the broken fence, and I'm thinking to myself, maybe Becca should be watching this.

The movie lasted 4 hours. Just kidding it just seemed like that. It's 2.09 hours not counting commercials. I won't begin to tell you how long it took for the stars to climb up a rope from which they were dangling-over a cliff of course. With daddy T-Rex looming overhead, of course. In the rain, of course.

And Hollywood can't figure out, just based on the script, that this movie would flop.



## **AFTER MARKET PARTY!**

**JUNE 25**

**10-6**

Offering 3 sessions of fun: 10-noon; 1-3; 3:30-5:30. Limited to 20 persons per session(may be able to do 25). Class sign up = \$20 per session.

I'll post the schedule of events next week, but in each session, we will cover 4-5 topics-things we learned at Market. For example, new rulers; new patterns; wool embroidery; new fabric; hand applique; new threads; new tools.

In each session, during each topic, prizes will be given away--everyone who attends will win at least one prize, value between \$10-\$30. We brought back lots of give aways, which we, in turn, will give away: books, patterns, bags, fabric, tools, notions. You will also have the opportunity to buy new items and order other items.

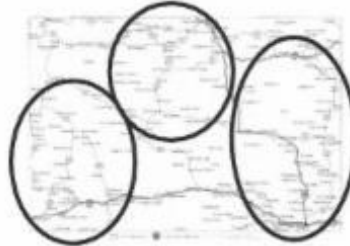
You can attend any or all sessions. Some "topics" will be repeated in each session. But some "topics" will only be offered once.

Example of a possible session: 10-10:30 new patterns from Primitive Gatherings; 10:30-11 new rulers from Studio 180; 11-11:30 new patterns from Happy Hollow; 11:30-noon new fabrics from Andover.

# 5th Annual - 2016

## WYOMING QUILT and FABRIC SHOP HOP

Wed June 1st through Fri. September 2nd (3 months)



**FOUR GRAND PRIZES & FOUR CHANCES TO WIN!**  
**DOOR PRIZE** Drawings at every shop and **Free Quilt Block Patterns**. Enter the **Block Challenge**. Post your project on Facebook for votes and prizes!!

### THREE SHOPPING CIRCLES - 2 SHOPS STATE WIDE!

West Circle - 9 Shops	North Circle - 10 Shops	South Circle - 9 Shops
Afton - The Cottage Quilt Shop	Riverton-Shoshoni-Sheep Camp Quilt Supply	Newcastle - Strawberry Patch
Pinedale - Heritage Quilt Shoppe	Lovell - Mayes Fabrics	Lusk - Lickety Stitch Quilts
Kemmerer - Ben Franklin/Ace	Cody - Friends & Company Quilts	Douglas - The Prairie Stitcher
Evanston - Common Threads	Worland - Heart-N-Home	Casper -Kalico Kat Quilt Shop
Rock Springs - Willow Ridge Crafts	Sheridan - The Quilters Fix	Casper - Prism Quilt & Sew
Green River - Keama's Quilts	Sheridan - Ben Franklin / Ace	Cheyenne - The Quilted Corner
Grn. River - Little Country Character	Story - Pinewood Cottage	Cheyenne - Around the Block
Urie-Lyman - Valley Fabric Shop	Buffalo - E.T. Quilts	Torrington-Scrappy Shack QS
Thayne - Beyond Bolts /True Value	Thermopolis-Gooseberry Garden	Laramie - Snowy River Quilts
	Lander- Granny's Trunk	

#### HOW TO BEGIN:

1. Pick up a **PASSPORT** at the first shop visited. Available to download on line at [www.wsqg.org](http://www.wsqg.org). **Shop Hoppers must be min.18 years old to receive a Passport (per shop rules, but younger participants can register for door prizes providing that the shop owner agrees) and do not need to be WY residents. Passports cannot be shared, and individuals must be physically present for a passport to be signed.** Gather friends & family, take a current WY map, and hit the road! Stop by Quilt Wyoming 2016 in Powell July 14-17 Northwest College.

2. Visit every shop you can during the three month period. At each location, have your Passport verified, sign up for **DOOR PRIZES**, and receive a **FREE QUILT BLOCK PATTERN**. Enter the **QUILT BLOCK CHALLENGE**. Make a project using blocks you have collected and post your finished quilt on <https://www.facebook.com/WYShopHop>.

#### HOW TO WIN:

1. Earn **ONE ENTRY** in the **GRAND PRIZE DRAWINGS** by visiting ~45% of the participating shops (13 shops state-wide). Every shop is unique. Visit them all - the more you shop, the more you can win. Appreciate every shop. ☺

2. Earn **ONE ENTRY** in the **GRAND PRIZE DRAWINGS** for **EVERY** Shopping Circle completed - **THREE** possible.

3. Submit completed or partially completed Passports (at least one circle completed or 13 or more shops visited) by **September 10, 2016** to the address provided on the Passport. Drawing on **September 17, 2016**. Winners will be notified and names posted on the Wyoming State Quilt Guild Web Site ([www.wsqg.org](http://www.wsqg.org)) and Facebook page.

#### GRAND PRIZES:

1. Viking 100Q sewing machine w/ extension table - Donated in part by Heritage Quilts & Fabric Shoppe-Pinedale - Value \$ 499
2. Janome 8002D Serger - Donated in part by Sewing Center of Cheyenne, Kenn Harvey . Value \$400
3. Gidget II Portable Sewing Table - Donated in part by Friends & Co-Cody. Value \$279
4. Custom Machine Quilting for a queen sized or smaller quilt by Shelly Spaulding of Little Country Character Quilts in Green River and Quilt Kit donated by Kalico Cat Quilt Shop in Casper (Quilt top must be submitted by 3-1-17) Value \$375

(All donations partially compensated by the WY Shop Hop Fund.)


The WY Quilt Shop Hop is not affiliated with the WY State Quilt Guild. It is guided by a volunteer committee of shop owners and shop hopper delegates. Information: 307-683-2902/2900



# COME INTO THE STORE FOR YOUR PASSPORT AND FREE BLOCK PATTERN!

## WHAT'S NEW!!

From Troy: Flannel--I have 10 bolts, but don't have pics of all of them



From Michael Miller:






From Hoffman, wildlife (bison, bear, elk, moose, wolf, salmon/trout, horses, big horn sheep) & Bucking Horse & Rider!:




M2790-267 Palomino



M2790-65 Denim





M2790-372 Saddle







J2432 CROCODILE K179



J2431 ANTIQUE BLACK P44


J2431-A4 Antique Black

From Henry Glass:



From P & B:





## June Classes & Special Events

### **Block of the Month** Sat. June 4 10:30-11:15 FREE Barb Boyer

Join at any time. You get a free fat quarter if you come to class with the previous month's completed block. This year we're making a red, white & blue quilt-patriotic theme, if you like.

### **Ornament Club** 1<sup>st</sup> Sat of the month, 1:30-3:30 Free, if you buy that month's kit

Each month we will feature a different pieced ornament. Some of the ornaments can be used as gift tags & gift card holders. You can pick & choose which ornaments you want to make-each ornament will be displayed prior to class. You can make the March ornament & skip the April ornament, for example. Kits are limited, though, so if you are interested in a particular kit, be sure to sign up for that month & let me know.

### **Monthly Minis** First Saturday of the Month, Jan-Dec. 4-6 \$10 for the year (plus patterns or kits)

This year we are doing various table runners/ door banners/small wall hanging celebrating each month. Some of the quilts are long & skinny, some square, some round. Most of the quilts will be kitted.

### **English Paper Piecing** 1<sup>st</sup> & 3<sup>rd</sup> Mondays ongoing

### **Knit Pickers' Club** Thur. June 9, 6-8:30

Every second Thursday, we're getting together to practice our knitting. The Club is open to all skill levels. We want to share what we've learned, find new patterns, and simply just sit and knit. If you are in the Monday knitting classes, you can work on your project and get help, if you need it.

### **Mastering Curves & Free Motion Quilting** Barb Boyer \$50

Starting June 9 1-4

This is a 4 part class, offered on consecutive Thursdays through June 30. We will work on a whole cloth project, each week adding new designs. Class #1: straight lines (with darning/hopping foot), grasses, zig zags, trees. Class #2: flowers & leaves. Class #3: stippling & fill stitches. Class #4: free hand shapes, from clouds to birds, to animals. In class students will practice the designs and then start adding the designs on the whole

cloth quilt.

**Hand Embroidery Club** Sat. June 11, 10-noon FREE Kathy Sconce

(Club normally meets the 2nd Sat. of each month from 10-noon)

This year we're still doing birds-state birds. We will have between 40-50 birds (some states use the same bird) for you to stitch. Various setting for turning the birds into a quilt will be provided. Color suggestions for the birds will also be offered. As a bonus, you will get the state outlines, state flowers, and other patterns to compliment the birds. You can join anytime.

## Beginning Quilting

Sun. starting June 12, 6-9 OR Wed. June 15, 1-4 8 weeks \$65 Barb Boyer

This comprehensive 8-week course will introduce to you almost everything you need to know about piecing a quilt top. Along the way you will learn about color, batting, thread, machines and various techniques to give you the skills to make almost any quilt.

**Lace Houses, block of the month** Sat. June 11 1-3 Kathy Sconce ongoing.

**Machine Applied Binding** June 18 10-noon \$20 Barb Boyer

This style of binding uses cording to help keep the binding straight & true. Bring a small quilt, your binding and your sewing machine-check the supply list to make sure you have the right tools (cording, the correct foot, binding cut at the correct width). Putting binding on by machine cuts your time more than in half-and by using cording, you can have a perfectly applied binding with no messy "oops" where your stitching just didn't quite catch the binding on the back side.

**Christmas Row Quilt** 3rd Sat of the month, starting June 18, 1-4 \$20 Barb Boyer

Each row uses a different pieced block. There are log cabins, stockings, wreaths, ornaments, snowmen, trees, houses, bells, and stars. Each month we will piece a different row. There are 7 rows (2 rows use multiple blocks), plus a pieced border. You should be able to have the quilt done by Christmas!

**Bertie's Year & Companions** last Friday of the month, 1-4 \$20, free if you buy the kit

Bertie's Year & Purfectly Pieced are small wall hangings, (or you can make each block into a mini quilt for display each month). Bertie is done in flannels and wool (kit only includes flannel). Bertie (the bird) and friends (squirrel, pumpkins) are appliqued with crazy quilt embroidery embellishments. The patterns are by Bonnie Sullivan, and you can do any of the series-she has a spring, summer, fall & winter Bertie's, plus the original, and plus the cats. You choose. Class is ongoing-because we need the time to get the embellishing done!

**Friday Nighters** Fri. June 24 5:30-? \$10 Barb Boyer

This class will help you get organized for Christmas 2015 -- or just help you get things done. You give me a list of your "to dos" or unfinished projects you want to finish and then each month I check off what you've completed. Trust me. If you need incentive to stay on track, this is it. You can bring your sewing machine or do hand work.

**SORRY--POSTPONED TO JULY BECAUSE OF THE AFTER MARKET PARTY BQ: Using a Panel Quilt to Make BQ Quilt,** June 25 10:30-5 \$20  
Barb Boyer

Save Our Scraps! Quilts! On the 5<sup>th</sup> Saturday of the month (when it occurs-the next one is in April) we will make a scrappy quilt. This quilt is called Cascading Strips and it works with 2 1/2" precuts plus a background. The pattern is free and instructions for the extra border will be given in class.

June 2016						
Sunday	Monday	Tues	Wed	Thursday	Friday	Saturday
			<b>1 State Shop Hop Begins</b>	<b>2</b>	<b>3 Open Sew1-4</b>	<b>4 BOM 10:30-11:30 Ornament Club 2-4 Monthly Minis 4-6</b>
<b>5 CLOSED</b>	<b>6 English Paper Piecing 2-4</b>	<b>7</b>	<b>8</b>	<b>9 Knit Pickers' Club 6-8:30</b>  <b>Mastering Curves &amp; Free Motion Quilting 1-4</b>	<b>10</b>	<b>11 Embroidery Club 10-noon</b> <b>Lace Houses 1-3</b>
<b>12 Beginning Quilt 1-4</b>	<b>13</b>	<b>14</b>	<b>15 Beginning Quilt 1-4</b>	<b>16 Mastering Curves &amp; Free Motion Quilting 1-4</b>	<b>17 Open Sew1-4</b>	<b>18 Machine Applied Binding 10-noon</b> <b>Christmas Row Quilt 1-4</b>
<b>19 Beginning Quilt 1-4</b> <b>Father's Day</b>	<b>20 Full Moon</b> <b>English Paper Piecing 2-4</b>	<b>21 Row by Row Begins</b>	<b>22 Beginning Quilt 1-4</b>	<b>23 Mastering Curves &amp; Free Motion Quilting 1-4</b>	<b>24 Bertie's Year 1-4</b> <b>Friday Nighters 5:30 -?</b>	<b>25 After Market Party 10-6</b>



26 Beginning Quilt 1-4	27	28	29 Beginning Quilt 1-4	30 Mastering Curves & Free Motion Quilting 1-4	Color of the month: Brown	

\*\*\*\*\*

**HAND EMBROIDERY CLUB**

If you want to learn to hand embroider or just brush up your technique, join us on the second Saturday of the month from 10 to noon. We provide free vintage patterns, and this year we will have free patterns of girls with hats, that you can embroider, embellish and color. Each month Kathy Sconce shows us a new stitch to try, plus, she guides us through thread choices, how to knot, fabrics to use, and tracing techniques.

\*\*\*\*\*

**Knit Pickin' Club**

This is another get-together class to sit & knit, work on our projects, share information and get some help. We will share techniques, suggest patterns, but mainly we'll sit & knit (or pick).

**Toad Toters**

On full moon days (as noted in the calendar) you will get 20% off all purchases (not otherwise discounted) that you can fit in your bag. You must bring your bag to participate. Full Moon Days: June 20, July 19, August 18.

**Discount Policy**

We will honor only one discount -- whichever is largest. You can't combine a 10% with a 25% discount to get a 35% discount. On this we can't be bribed.

**Color of the Month**

June Brown, July Blue, August Black.

\*\*\*\*\*

Join the fun and come feel the difference of quality fabrics.

Happy quilting!

Sincerely,

Barbara Boyer  
 Around the Block  
 307-433-9555  
[www.aroundtheblockquilts.com](http://www.aroundtheblockquilts.com)